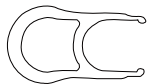
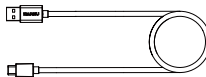


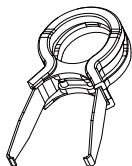
User Manual



Keycap puller x1



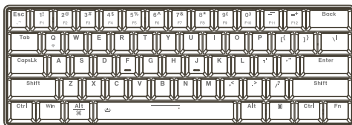
Cable x1



Switch puller x1



User manual x1

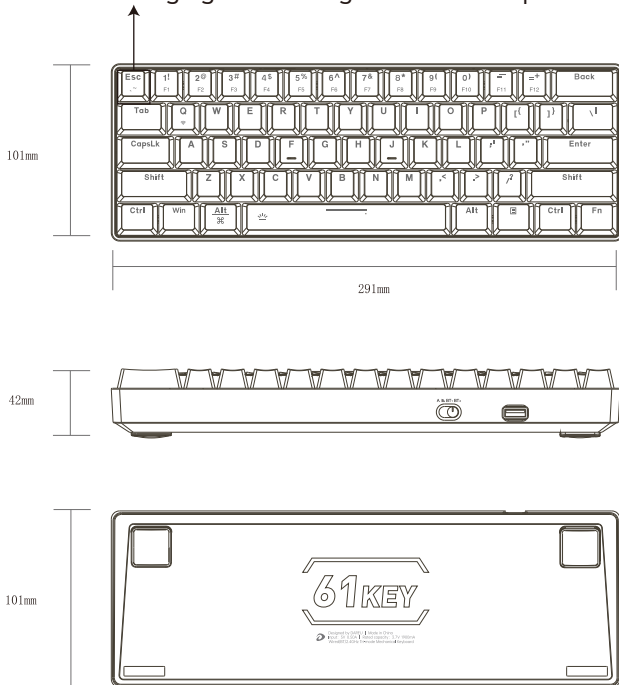


Keyboard x1



2.4GHz dongle x1

*In red when charging. And turns green when complete.



Suitable for all PC devices by cable.

Keyboard type: 60% (61 keys)

Connection way: wired + BT + 2.4GHz

Operating distance: <10 m (Wireless mode)

Keycap: ABS with double injection

Switch: Hot-swap switch

Weight: 591±10g (Not include cable)

Dimension: 290 x 100 x 42 mm

Key conflict: N-Key rollover

Backlight: RGB

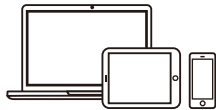
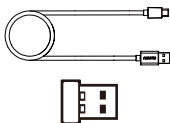
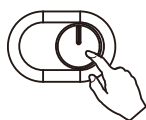
Battery: 1900 mAh

Working voltage: 5V

Working current: 160mA

Compatibility: Win 7 and later / Mac OS / Android

A  BT₁ BT₂



Support multiple platforms

Channel A : Wired

Channel  : 2.4GHz

Channel BT₁ BT₂: BT

A : Connect with the cable and use. (If in wireless mode, it turn off.)

 : Plug and play. Switch button to this position, insert the dongle and use.

If it fails, press Fn+Q for 5 seconds, the indicator light(Esc) flashes quickly.

Insert the dongle, and pair it for use.

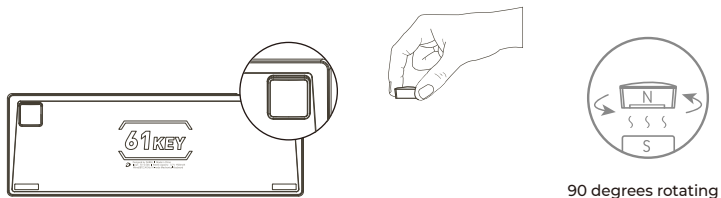
BT : 1- Switch button to this position.

2- Turn on the device BT and search keyboard.

3- Pair and connect.

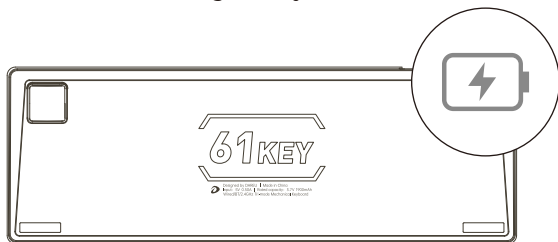
*If can't search the keyboard or want to connect to another devices, press Fn+Q for 5 seconds, the indicator light(Esc) flashes quickly. Then pair it for use.

Adjustable magnetic keyboard feet

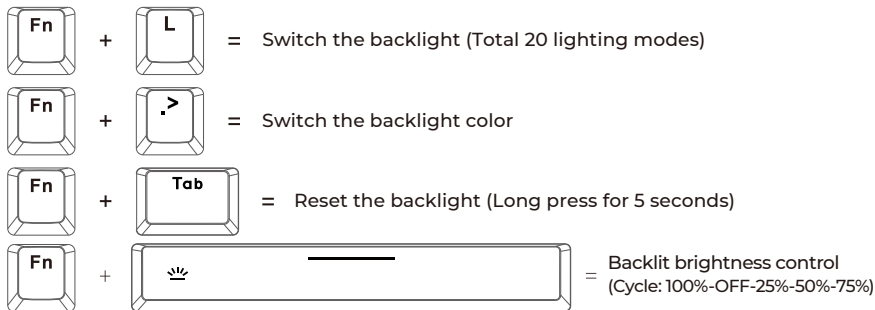


It will make keyboard higher for 3.5mm
by taking keyboard feet out and rotating it by 90 degrees

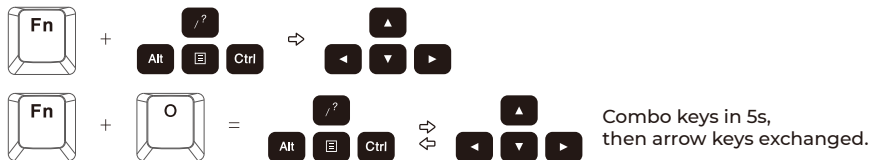
Li-Battery built inside with long battery life



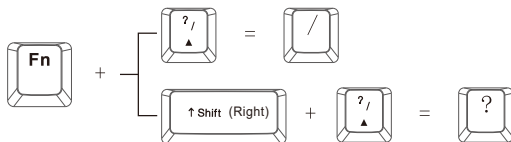
Backlight switch

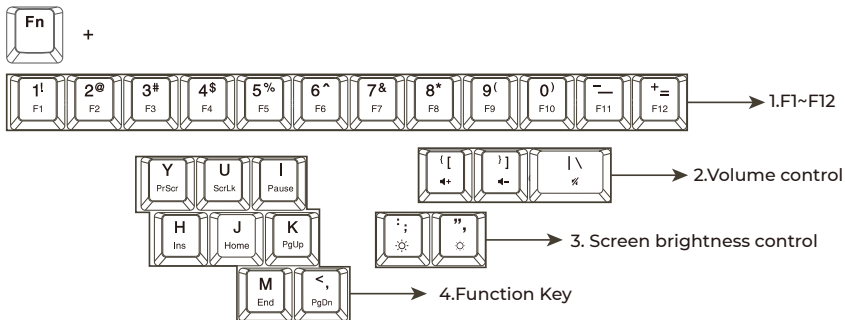


*In wireless mode, if there is no key operation for 5 minutes, the backlight is automatically turned off, and wake up on any key.

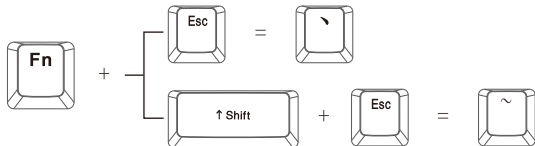


After arrows key exchanged





Key Function



Fn+“ Y ”= Prscr

Fn+“ U ”= ScrLk

Fn+“ I ”= Pause

Fn+“ H ”= Ins

Fn+“ J ”= Home

Fn+“ K ”= PgUp

Fn+“ M ”= End

Fn+“ , ”= PgDn

Fn+“ ← ”= Delete

Fn+“ Win ”= WIN Lock/Unlock

Fn+“ W ”=L-Win ⇄ L-Alt (Long press for 5s)

Download the driver from DAREU website if needed.

*Pictures are for reference only, please log in: www.dareu.com to learn more.



1

Driver interface

2

Marco interface



EK861

Hotswap Keyboard

Dongguan Togran Electronics Technology Co., Ltd
Add: No.262 Shidan Rd, 3rd Industrial Park, Juzhou Area,
Shijie Town, Dongguan City, China 523290

Tel.: +86 769 8630 8806 Fax: +86 769 8630 8826
Email: Info@dareu.com CS@dareu.com
Web: www.dareu.com